

PEOPLE

Describing People

THE FACE

1



forehead

2



cheek

3



chin

4



ear

5



eye

6



nose

7



nostril

8



mouth

9



freckles

10
12



beard

11



moustache

12



dimple

13



wrinkles

14



jaw



Ben's grandma



Ben's grandpa



Ben's mum



Ben's dad

My face

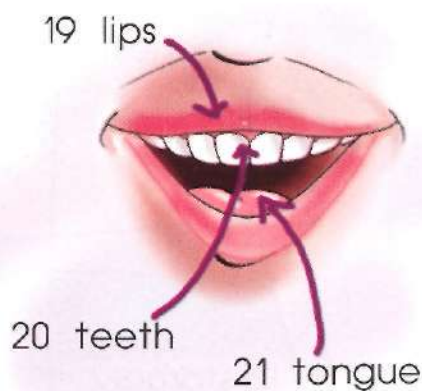
Touch my face,
Touch my nose,
Touch my eyes,
And eyebrows.
Touch my ears,
Touch my chin.
Now you know,
What I mean!



Ben's sister



Ben



HAIR

- | | | |
|----|--|----------|
| 22 | | black |
| 23 | | blond(e) |
| 24 | | brown |
| 25 | | fair |
| 26 | | ginger |
| 27 | | grey |
| 28 | | bald |
| 29 | | long |
| 30 | | short |
| 31 | | straight |
| 32 | | wavy |
| 33 | | curly |
| 34 | | fringe |

Activities

- 1 Listen and repeat.
- 2 Now, read the words.
- 3 Game. Stand up. Touch the different parts of your face your teacher says. If you touch the wrong part of your face, you must sit down. The last student left standing up is the winner.
e.g. T: Touch your chin.
(The student touches his nose.)
T: Sorry, Sam, that's not your chin. That's your nose. Sit down, please. etc
- 4 Sing the song!

The Body

1 hand

17 finger

18 knuckle

16 thumb

19 fingernail

15 wrist

20 palm

2 arm

14 head

3 armpit

13 chest

4 waist

12 stomach

5 hip

11 thigh

6 calf

10 knee

9 shin

7 foot

8 toenail


Head, Shoulders, Knees and Toes

Head, shoulders, knees and toes,
Knees and toes.

Head, shoulders, knees and toes,
Knees and toes.

And eyes and ears and mouth
And nose.

Head, shoulders, knees and toes,
Knees and toes.



Activities

- 1 Listen and repeat.
- 2 Now, read the words.
- 3 Close your books. Can you say the parts of the body/hand/leg?
- 4 Game. Stand up. Touch the different parts of your body your teacher says. If you touch the wrong part, you must sit down. The last student left standing up is the winner.

e.g. T: Touch your knee.
 (The student touches her elbow)
 T: Sorry, Lucy, that's not your knee. That's your elbow. Sit down, please. etc

5 Sing the song!

1



belt

2



blouse

3



a pair of boots

4



bracelet

5



dress

6



dressing gown

7



earrings

8



glasses

9



handbag

10



hat

11



a pair of high-heeled shoes

12




jacket

13







necklace





- 14  ring
- 15  shirt
- 16  a pair of shoes
- 17  skirt
- 18  suit
- 19  tie
- 20  a pair of trousers

Activities

- 1  Listen and repeat.
- 2  Now, read the words.
- 3  Look at the picture. Which are accessories? Women's clothes? Men's clothes? Which clothes can both men and women wear?
- 4  Two things from the list are not in the picture. Can you find them?



Game. Your teacher starts a chain round the class. Repeat the last word and add a new one. If you break the chain, you're out of the game. The last one in is the winner.
e.g. T: *In the room, there's a dress.*

S1: *In the room, there's a dress and a shirt.*

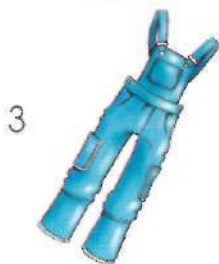
S2: *In the room, there's a shirt and ... etc*



1 swimming trunks



2 cardigan



3 a pair of dungarees



4 gloves



5 a pair of jeans



6 jumper



7 leggings



8 nightie



9 pyjamas




10 raincoat



11 scarf



12 a pair of shorts





13  a pair of socks

14  sweatshirt

15  tracksuit






16  a pair of trainers

17  T-shirt

18  vest

19  a pair of wellingtons

Activities

- 1  Listen and repeat.
- 2  Now, read the words.
- 3  Look at the picture. What are Ben and Vicky wearing today?
- 4  What are you wearing today?
- 5  Game. Work in two teams. The teacher writes the name of a student on a piece of paper. Each team takes turns to ask about what that student is wearing. If your team finds who it

is, you get 1 point. The first team to get 5 points wins.

e.g. T: (John)

Team A S1: Is he/she wearing jeans?

T: Yes.

Team B S1: Is he/she wearing a jacket?

T: No.


Team A S2: Is he/she wearing a T-shirt?

T: Yes.

Team B S2: Is it John?

T: Yes. Excellent!

1 point for Team B.



22 baby



23 toddler



24 child



25 teenager



26 young adult





Ben's



Andrew's



Jenny's

1



grandparents

2



grandpa

3



grandma

4



parents

5



dad

6



mum

7



sister

8



uncle

9



aunt

10



cousin

11



son

12



daughter

13



grandchildren

14



grandson

15



granddaughter

16



brother

17



children

18



nephew

19



niece

20



married

21



single

27 adult

28 middle-aged person

29 senior citizen



Activities

1



Listen and repeat.

2



Now, read the words.

3



Look at the picture. Who are the people in the family tree?

e.g. *Mary Simpson is John's mother.*

4



Game. Your teacher says names from the family tree. Take it in turns to say how these people are related to Ben and Vicky. You get 1 point for each correct answer. The student with the most points is the winner.

e.g. *T: Helen**S1: She's Ben and Vicky's aunt.**T: Good! 1 point for...*

5



What about your family? What are their names?