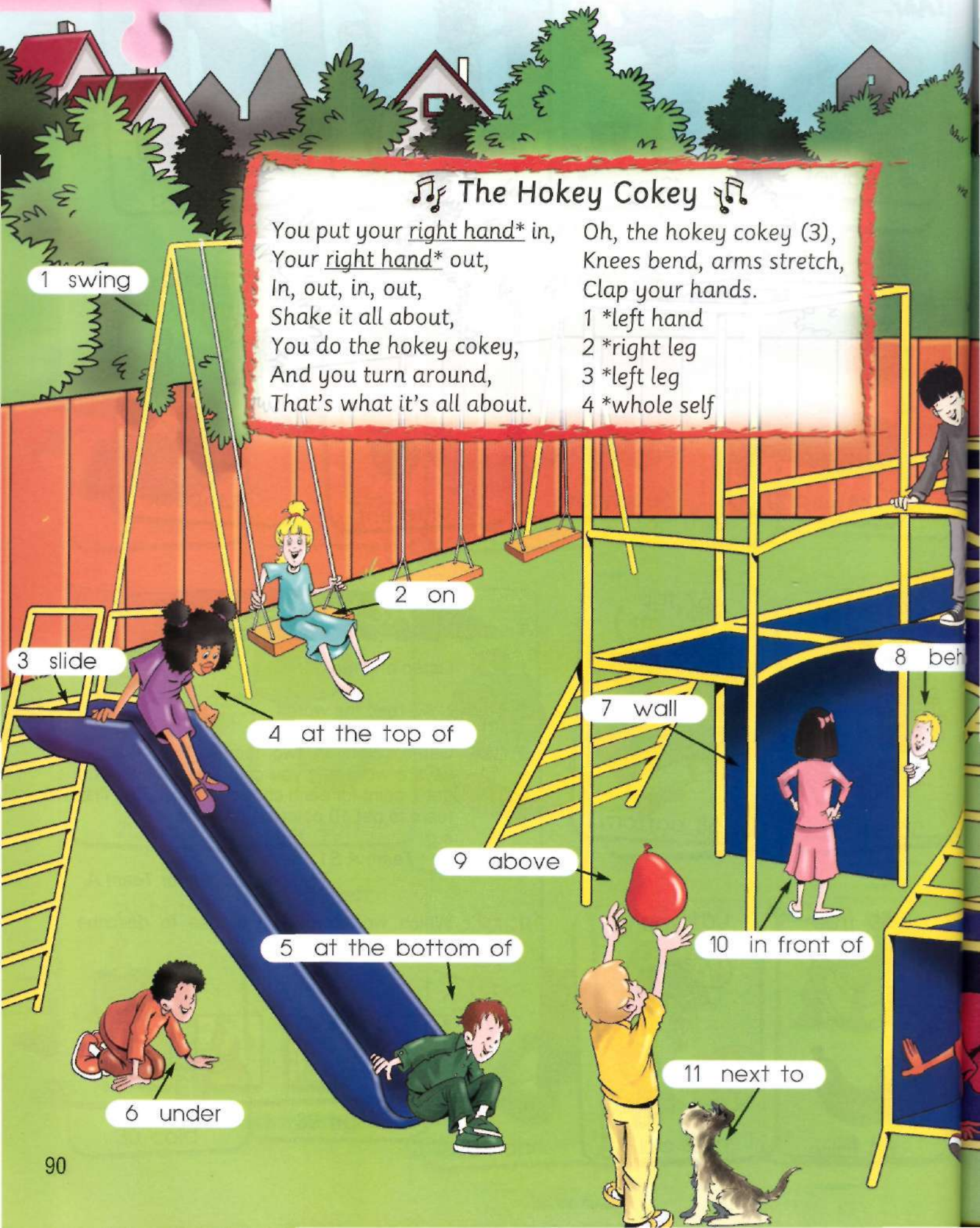


# 🎵 The Hokey Cokey 🎵

You put your right hand\* in,  
Your right hand\* out,  
In, out, in, out,  
Shake it all about,  
You do the hokey cokey,  
And you turn around,  
That's what it's all about.

Oh, the hokey cokey (3),  
Knees bend, arms stretch,  
Clap your hands.

- 1 \*left hand
- 2 \*right leg
- 3 \*left leg
- 4 \*whole self



1 swing

2 on

3 slide

4 at the top of

7 wall

9 above

5 at the bottom of

10 in front of






6 under

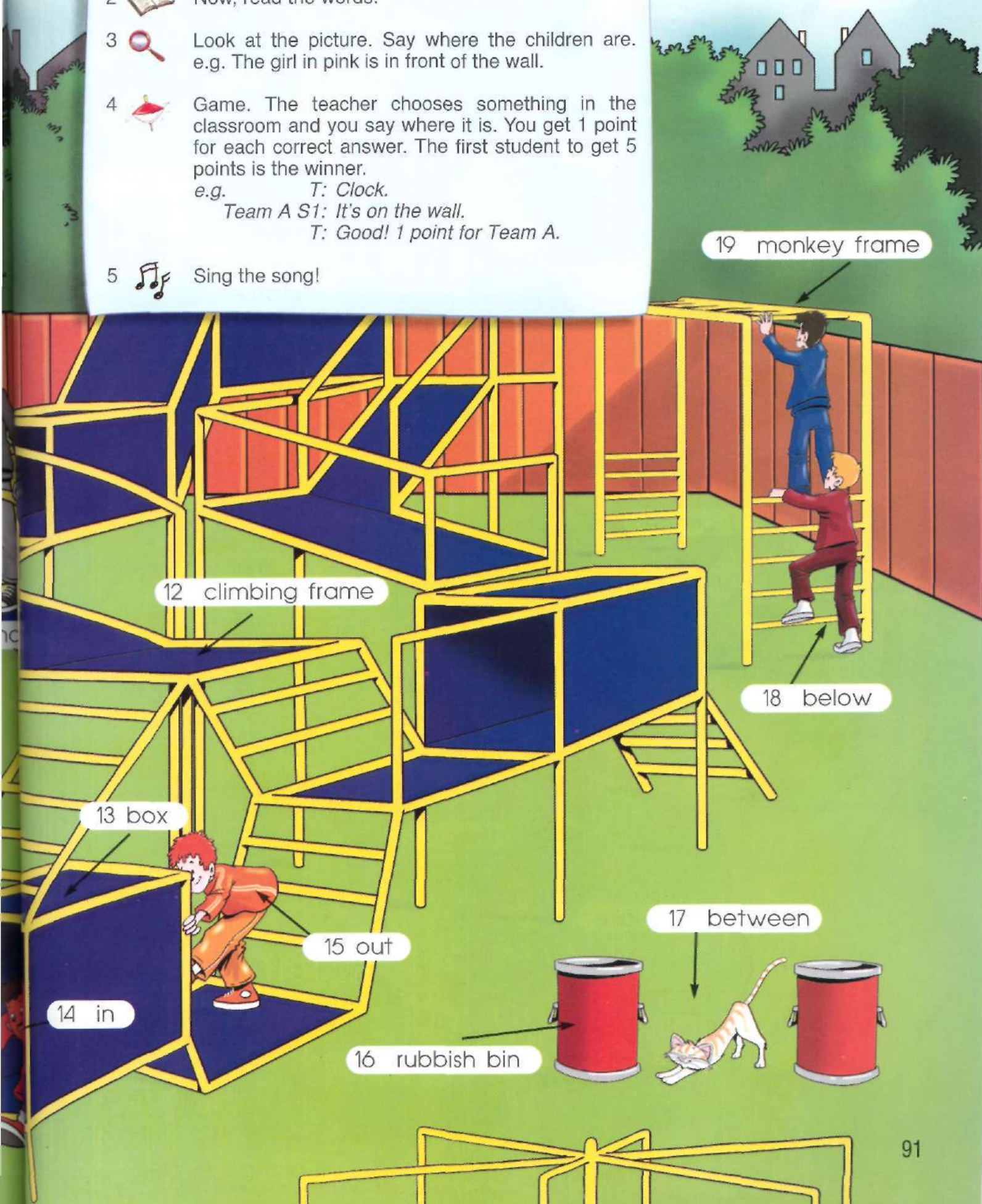
11 next to

8 behind




## Activities

- 1  Listen and repeat.
- 2  Now, read the words.
- 3  Look at the picture. Say where the children are.  
e.g. The girl in pink is in front of the wall.
- 4  Game. The teacher chooses something in the classroom and you say where it is. You get 1 point for each correct answer. The first student to get 5 points is the winner.  
e.g. T: Clock.  
Team A S1: It's on the wall.  
T: Good! 1 point for Team A.
- 5  Sing the song!






# In the Maze











21 out of

22 exit

16 fountain

17 round

## Activities

- 1  Listen and repeat.
- 2  Now, read the words.
- 3  Look at the picture and talk about the children in it. e.g. A boy is going into the maze.
- 4  Game. Work in two teams. Your teacher chooses a word from the picture. You make a sentence with the word using the correct preposition. You get 1 point for each correct answer. The first team to get 5 points wins.

e.g.

T: Bench.

Team A S1: Bruno is jumping onto the bench.

T: Excellent! 1 point for Team A.

18 hill

20 down

19 up



# WORDS

## A Summer Camp







- |                |                  |             |
|----------------|------------------|-------------|
| 1 turn off     | 10 brush         | 19 stand up |
| 2 lift         | 11 clean         | 20 drink    |
| 3 tie up       | 12 sleep         | 21 eat      |
| 4 get up       | 13 dream         | 22 open     |
| 5 wake up      | 14 put away      | 23 wash     |
| 6 stretch      | 15 wash up       | 24 mop      |
| 7 get dressed  | 16 set the table | 25 turn on  |
| 8 make the bed | 17 sweep         | 26 hang up  |
| 9 yawn         | 18 sit down      |             |

## Activities

- Listen and repeat.
- Now, read the words.
- Look at the picture. Say what is happening in the dormitory, the kitchen and the bathroom.  
e.g. *In the dormitory a man is turning off the light.*
- Game. Work in two teams. Your teacher chooses a verb and mimes it. You guess which verb your teacher is miming. You get 1 point for each correct answer. The first team to get 5 points wins.  
e.g. T: (mimes stretching)  
Team A S1: Are you waking up?  
T: No, I'm not.  
Team B S1: Are you stretching?  
T: Yes, I am. Good. 1 point for Team B.
- Sing the song!

## The Mulberry bush

Here we go round the mulberry bush,  
The mulberry bush, the mulberry bush,  
Here we go round the mulberry bush,  
On a cold and frosty morning.

This is the way we clean our teeth\*,  
Clean our teeth\*, clean our teeth\*,  
This is the way we clean our teeth\*,  
On a cold and frosty morning.

- \* comb our hair
- \* wash our face



# A School Fair







- |         |            |          |
|---------|------------|----------|
| 1 climb | 9 wave     | 17 push  |
| 2 cycle | 10 whisper | 18 fall  |
| 3 kick  | 11 hug     | 19 laugh |
| 4 hit   | 12 catch   | 20 drive |
| 5 fight | 13 hide    | 21 buy   |
| 6 chase | 14 dig     | 22 give  |
| 7 throw | 15 kiss    |          |
| 8 water | 16 carry   |          |

## 🎵 If you're happy and you know it 🎵

If you're happy and you know it,  
Clap your hands (2),  
If you're happy and you know it,  
Then your face is going to show it,  
If you're happy and you know it,  
Clap your hands.

If you're sad and you know it,  
Wipe your eyes (2),  
If you're sad and you know it,  
Then your face is going to show it,  
If you're sad and you know it, wipe your eyes.

If you're angry and you know it, stamp your feet (2)  
If you're angry and you know it,  
Then your face is going to show it,  
If you're angry and you know it, stamp your feet.

## Activities

- Listen and repeat.
- Now, read the words.
- Look at the picture and say what the people are doing. e.g. *Two boys are cycling.*
- Game. Work in two teams. Your teacher chooses a verb and mimes it. You guess which verb your teacher is miming. You get 1 point for each correct answer. The first team to get 5 points wins.  
e.g. T: (*mimes waving*)  
Team A S1: Are you throwing something?  
T: No, I'm not.  
Team B S1: Are you waving?  
T: Yes, I am. Good. 1 point for Team B.

- Sing the song!