

See discussions, stats, and author profiles for this publication at: <https://www.researchgate.net/publication/282155946>

Basic Vocabularies–A General English Course Book for Self Study

Research · September 2015

DOI: 10.13140/RG.2.1.4292.6563

CITATIONS

0

READS

227,329

1 author:



Mohammad Ali Ansari

Shahid Chamran University of Ahvaz

3 PUBLICATIONS 2 CITATIONS

SEE PROFILE

Some of the authors of this publication are also working on these related projects:



critical discourse analysis [View project](#)



contrastive analysis [View project](#)

Basic Vocabularies

A General English Course Book for Self Study

By: Mohammad Ali Ansari

Course title: Syllabus design

Course Instructor: Dr. S.A. Emam

Mehr, 1393

Introduction

One of the essential elements of language learning which is marked as a distinguishing factor of the ability of a language learner is the knowledge of vocabulary. As the first step for learning a language, every language learner is initially supposed to be familiar with the basic vocabularies of the target language, therefore, a lack of knowledge in this part results in a failure in the process of language learning. The present book is designed for the purpose of introducing the basic frequent English vocabularies necessary for Iranian language learners in relation to their needs.

The book is intended for young language learners around fifteen who may need to learn the basic frequent English vocabularies. It is designed for a self-study approach with clear instructions and various communicative tasks and activities encouraging both receptive and productive skills. The activities are designed from easy to difficult demanding the learner to get involved in the task of internalizing the vocabularies by initially recognizing the form, practicing it using helpful and attractive techniques, and finally producing sentences using the target vocabularies, therefore, avoiding a mere memorization and repetition of a word list. Each vocabulary is introduced through colorful and attractive pictures and each picture is substituted by a new one throughout the lesson. Each lesson focuses on particular topic-related words in order to contextualize and facilitate the learning sequence.

Contents

Lesson one: In your house	4
1. Words to learn	4
2. Word power	5
3. Find it	6
4. Call it to mind	6
5. What is this	7
Lesson two: Colors	8
1. Color words	8
2. Word power	9
3. What is this?	10
4. What color is it?	11
5. Call it to mind	12

Lesson One

In Your House

1 WORDS TO LEARN



A Check (✓) the items you use every day.

keys



a bag



a clock



a television



a wallet



a CD player



a briefcase



a watch



a purse



newspapers



towels



a camera



a wastebasket



an umbrella



a hairbrush



a radio



sunglasses



a cell phone



a hanger



shoes



B What other things do you use every day?

2 WORD POWER



A Match the words with the pictures.

- cell phone radio television sunglasses watch towel hairbrush
 notebooks bag CD player camera umbrella keys wastebasket



camera



B Now put the words in groups A and B.



A

- CD player
-
-
-



B

- notebook
-
-
-



3 FIND IT



Look at the word puzzle below and write down the letters that make up words.

1. towel
2.
3.
4.
5.
6.
7.
8.
9.
10.
11.
12.
13.
14.
15.

T	A	N	N	P	U	R	S	E	W	W
O	H	H	O	M	M	B	A	E	T	A
W	A	S	T	E	B	A	S	K	E	T
E	I	C	E	C	R	G	P	E	R	C
L	R	L	B	C	E	G	B	Y	F	H
H	B	O	O	D	L	C	V	X	F	S
R	R	C	O	P	L	A	Y	E	R	J
A	U	K	K	C	A	M	E	R	A	L
D	S	B	R	I	E	F	C	A	S	E
I	H	E	R	G	D	B	N	H	A	Z
O	R	N	E	W	S	P	A	P	E	R

4 CALL IT TO MIND



Try to remember the words you have learned and write them down

watch

..... ..

..... ..

..... ..

5 WHAT IS THIS?



Complete the questions and answers according to the models.



wiseGEEK

1. A: What is this?
B: It is a key.



2. A: What are these?
B: They are bags.



3. A: What
B:



4. A: What
B:



5. A: What
B:



6. A: What
B:



7. A: What
B:



8. A: What
B:



9. A: What
B:



10. A: What
B:



11. A: What
B:



12. A: What
B:

Lesson Two











COLORS

1 COLOR WORDS



Match the colors with their names.

pink **purple** **black** **green** **white** **yellow**
brown **grey** **red** **blue** **orange**



2 WORD POWER



Complete the sentences with color words.



white roses



a basket



a car



a cat



a table



a shirt



a chair



a bus



..... socks



a marker

3 WHAT IS THIS?



Write questions and answers for each picture.



1. A: What is this?

B: It is a white clock.

2. A: What are these?

B: They are yellow towels.

3. A:

B:



4. A:

B:

5. A:

B:

6. A:

B:



7. A:

B:

8. A:

B:

9. A:

B:

4 WHAT COLOR IS IT?



Answer the following questions and check (✓) the correct picture.


1. What color is the shirt?

It is yellow.



2. What color are the towels?

They are



3. What color is the bag?

.....



4. What color are the socks?

.....



5. What color is the shirt?

.....



6. What color is the cell phone?

.....



5 CALL IT TO MIND



Try to remember the words you have learned and write them down

purple

.....

.....

.....

.....